



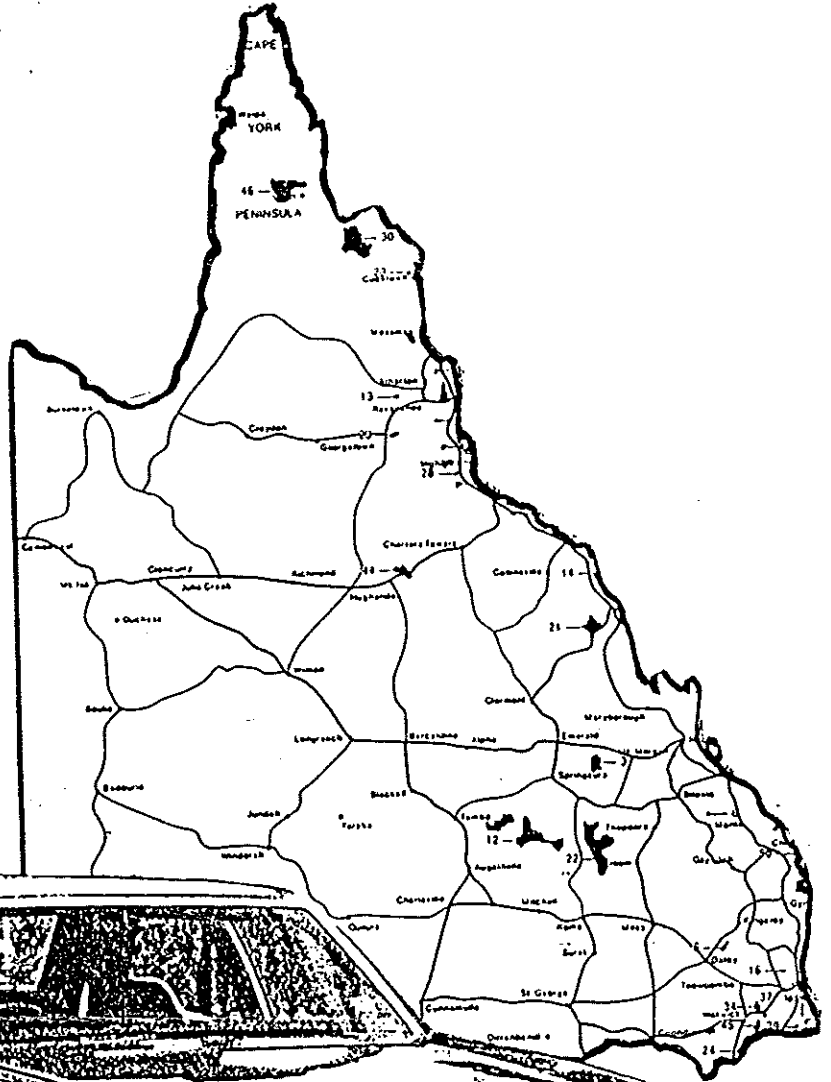

# QUEENSLAND P76 OWNERS CLUB INCORPORATED

P.O. BOX 343  
CARINA 4152



## January

## 1995



### P76. Anything but average

THE PRESIDENT OPENED THE MEETING AT 8.00pm.

ATTENDANCE AS PER ATTENDANCE BOOK.

APOLOGIES: NIL.

MINUTES OF THE PREVIOUS MEETING WERE READ BY THE SECRETARY AND MOVED BY PETER ROSE AND BRETT SHAW.

TREASURERS REPORT: ALAN GAVE A FULL REPORT ON THE CLUB FINANCES. MOVED AS CORRECT BY BRETT SHAW AND NEVILLE HUMPHREYS.

INCOMING CORRESPONDENCES: MAGS RECIEVED FROM VICTORIA  
SYDNEY  
SOUTH AUSTRALIA  
QUEENSLAND

A LETTER WAS RECIEVED FROM VINTAGE PARTS AND PANELS CONCERNING ADVERTISING IN THE CLUB MAGAZINE.

APPLICATIONS WERE RECIEVED FROM ROD DELAFORCE AND CHRIS AND ROBIN BROWN FOR MEMBERSHIP TO THE CLUB.

A LETTER WAS RECIEVED FROM TONY EDMONDSON OF MALBENEY CONCERNING INFORMATION ON THE CLUB.

THE ARMSTRONG SIDDLY CAR CLUB SENT A NOTE TO SAY THAT THE DATE FOR THE MOTORING OF YESTERDAY DISPLAY HAS BEEN CHANGED TO THE 14th OF MAY, 1995.

AUSTRALIAN CLASSIC CARS MONTHLY HAVE LET US KNOW THAT THE 1995 YEARBOOK AND DIARY ARE NOW AVAILABLE.

THE S.A. P76 CLUB HAVE LET US KNOW THAT FROM MID JANUARY THEY WILL HAVE AVAILABLE NEW TARGA WHEEL CAPS AND BADGES.

CLEARVIEW DISTRIBUTION HAVE SENT US INFORMATION ON A RANGE OF OIL AND FUEL ADDITIVES AND A REMINDER THAT THE TOOWOOMBA SWAP MEET IS ON THE 4-5 FEBRUARY.

T.V. STATION BRIZ 31 HAVE ASKED FOR OUR THOUGHTS ON A PROPOSED T.V. PROGRAMME CALLED BOYZ UNDER THE HOOD.

THE AUSTRALIAN STREET ROD FEDERATION HAVE ADVISED US THAT THEY ARE HOLDING THE HOT ROD NATIONALS AT EASTER ON THE GOLD COAST.

BOOKWORKS IN SYDNEY 02 7406766 HAVE ADVISED US THAT THEY CAN SUPPLY GENUINE FACTORY MANUELS FOR THE P 76 FOR \$67.00.

#### OUTGOING CORRESPONDENCE

A LETTER WAS SENT TO ROB JONES IN NEW ZEALAND CONCERNING BADGES.

A CHECQUE WAS SENT TO RUSSELLES RUBBERS FOR ANTI - RATTLE RUBBERS AND GASGETS. A CHECQUE WAS SENT TO P.O. BRIEN IN SYDNEY FOR SWAY BAR SETS TARGA MAG CAPS AND BADGES ARE BEING ORDERED FROM THE S.A. CLUB.

#### GENERAL BUSINESS

NEVILLE HUMPHRIES GAVE A TALK ON SWAY BARS  
5 SETS ARE TO BE ORDERED FROM SYDNEY.

GRAHAM TOLD US ABOUT A P76 WRECK ON THE GOLD COAST WHICH THE CLUB MAY BE ABLE TO BUY FOR PARTS.

MINUTES CONTINUED FROM PREVIOUS PAGE.

MARCUS CHU 076 301035 HAS OFFERED TO REBUILD STARTER MOTORS ALTERNATORS AND WATER PUMPS FOR THE COST OF THE PARTS.

INFORMATION ON THE JANUARY OUTING IS ELSEWHERE IN THE NEWSLETTER.

MEETING CLOSED AT 10.10pm.

Treasurers Report for August 1994

Balance as per previous report :			3321.75
<u>RECEIPTS :</u>		<u>EXPENSES :</u>	1082.80
Memberships (22)	670.00	Bank Fees	6.10
Sale of Souvenirs	5.00	Annual Lodgement	19.00
" " Used Parts	159.80	Functions	11.55
" " Frt. Lenses	150.00	Hall Rent	60.00
" " Louvre	98.00	Newsletter	37.20
		Postage	44.95
	1082.80	Stationary	5.80
		Purchase Gaskets	1179.08
			<hr/>
			1363.68
Reconcilliation to cash at Bank			1363.68
Statement No 60 as at 1SEP94	- - - - -	3119.87	<hr/>
less unrepresented chq. No 112 (Hall Rent)		60.00	3040.87 *
" " " No 114 (Con. Affairs)		19.00	
			<hr/>
		3040.87	3040.87 *

Treasurers Report for September 1994

Balance as per previous report :			3040.87
<u>RECEIPTS :</u>		<u>EXPENSES :</u>	1070.40
Bank Interest	26.40	Newsletter	49.40
Memberships (3)	100.00	Postage	40.15
Sale of Souvenirs	50.00	Purchase Radiators	570.00
" " Used Parts	426.00	Reimburse Gaskets	(186.25)
" " Gaskets	225.00		<hr/>
" " Lenses (Frt)	75.00		473.30
" " Louvre	98.00		473.30
" " Syd Rubber	70.00		
			<hr/>
	1070.40		3637.97 *

Reconcillation to cash at Bank

Statement No 61 as at 10OCT94 - - - - - 3716.97  
 less unrepresented chq. No 112 (Hall Rent) 60.00  
 " " " No 114 (Con Affairs) 19.00

3637.97

3637.97 \*

Treasurers Report for October 1994

Balance as per previous report :

3637.97

RECEIPTS :

Memberships (8) 250.00  
 Sale of Souvenirs 50.00  
 " " Misc 15.00  
 " " Used Parts 225.20  
 " " Gaskets 265.00  
 " " Frt Lenses 225.00  
 " " Radiators 240.00

1270.20

EXPENSES :

Hall Rent 60.00  
 Newsletter 37.20  
 Postage 48.85  
 Purchase Brochures 200.00  
 Stationary 2.25  
 Gifts 172.95  
 Purchase Gaskets 331.60  
 " W/Shields 299.50  
 " Radiators 715.00

1867.35

1270.20

4908.17

1867.35

Reconcillation to cash at Bank

Statement No 62 as at 1NOV94 - - - - - 4074.32  
 Less unrepresented chq No 114 (Con Affairs) 19.00  
 " " " No 124 (W/Shields) 299.50  
 " " " No 125 (Radiators) 715.00

3040.82

3040.82 \*

3040.82 \*

Treasurers Report for November / December 1994

Balance as per previous report :

3040.82

RECEIPTS :

Memberships (4) 135.00  
 P76 Brochures 90.00  
 Sale of Used Parts 530.00  
 " " Gaskets 160.00  
 " " Syd Rubber 15.00  
 " " Radiators 180.00

1110.00

EXPENSES :

Bank Fee 6.35  
 Con Affairs Fee 29.00  
 Functions 280.00  
 Newsletter 33.60  
 Postage 28.20  
 Purchase Force 7 BKS 418.00  
 " Filters/Pts 198.10  
 " Used Pts 15.00

1008.25

1110.00

4150.82

1008.25

Reconcillation to cash at Bank

Statement No 63 & 64 as at 31DEC94

3142.57 \*

3142.57 \*

EDITORIAL

Well big magazine this month. Hope I can get it all in the envelopes. Firstly we have ordered Targa Mag wheel caps and badges from the S.A. Club a set of five caps will cost \$70-00. complete with badges, Badges can be purchased alone at \$7-00 each.

Also an order has been placed for 5 sets of sway bars, when these arrive I will publish it in the magazine. While we are on the mechanical side of things, Marcus Chu has advised us he is willing to recondition STARTER MOTORS.. ALTERNATORS.. WATER PUMPS merely for the cost of parts involved.. A starter Motor or Alternator should work out around \$15-00 to \$20-00. and A water Pump recon will only set you back \$35-00 to \$40-00 this covers Bearing and seal. Marcus lives in Maryborough but attends Con Cannon College just outside Toowoomba. His phone No at the college is 076 301 035.

We have also recieved a business card from REPLICIA DOOR TRIMS. they have the equipment to make our door trims to the exact copy of the original. They cost around \$430-00 for a complete set of 4. It's worth considering if you are restoring a car back to original condition.

I have reprinted an article on Starter Motors written by Phil Crowther of the Sydney club. It's well worth reading and contains a lot of information how to make sure your starter motor hasn't really had the Ghost. IF YOU ARE PLANNING TO GO TO ROSEBUD THIS EASTER, PLEASE LET THE VICTORIA CLUB KNOW. EVEN IF YOU MAY BE STAYING WITH RELATIVES. THE CLUB WILL THEN BE ABLE TO FURNISH YOU WITH A PROGRAMME OF EVENTS. THEREBY ENABLING YOU TO BE ABLE TO JOIN US AT ANYTIME.

Pat

\*\*\*\*\*  
SOCIAL CALENDAR

Sunday 29th January

Outing to Purling brook falls Springbrook

B Y O Bar B Q and drinks

First meeting place :- Beenleigh Rum Distillery. 9.00 am leave 9.30am

Second pick Up Arthur Earle Park on the river at Nerang.

Brett Shaw has organised this venture. So we will then follow him in convoy to the falls. Lets make this a good long convoy, wouldn't it be fun to be a part of twenty cars winding their through the Numimdah Valley.

Sunday 26th February.

WORK WORK WORK

A sausage sizzle will be provided by the club.

A working bee has been arranged. to be held at Narangba.

The project is to join the two parts sheds together, by linking them with a Roof thus giving us a little more storage area, to keep more stuff in.

MARCH:- yet to be decided.

Any Ideas

April. 14 15 16 17 National meeting at Rosebud.

It's still not too late to make a booking.

May. 14th.

Motoring of yesteryear display day

This is a must for your calendar. as last year we won the trophy for the club display. so this year we have to defend our club and try to repeat the performance.

## ROGO RAVES ON AGAIN

Attention ROGO Here. A happy new year to you all. I hope you didn't eat and drink too much over the festive season. We had a pretty laid back and New Year. Pat and I did not attend any new Years eve parties for the first time in years. We just had a quiet evening at home and broke open the Port at midnight. Well the year started off with a bang. Our first wednesday meeting we attended in the dark. We had power blackouts twice. Poor John in the middle of taking the minutes. Me In mid Rave. The first person to to make a move was Mary-Ann she made a dive for the door as she was the only lady present. After about ½ Hr the light were back on, and we were able to continue with the meeting. We had just got underway when out they went again. This time we carried on talking as if nothing had happened. Shortly after we were able to continue our meeting to the end.

One thing that springs to mind which I have to follow up, is a letter from a new television station Briz 31. The programme will be called Boyz under the hood. The programme should be starting in Early February. See article furthe in Magazine.

We have had three new members join us this month Welcome to them. Our membership is back up to aroung 60. Great stuff.

We have more parts arriving. we have rubbers and grommets from Sydney. and also we have placed orders for sway bars. Sets of New Targa caps and badges are on the way. Details are in the mag. I must thank Bill Cammack for his donation of seats and other parts well done Bill.

Well I think I have raved on eno ugh for this month Don't forget If you are going to Rosebud at Easter get your bookings in. I hope to see you all on the next outing, which is to Purling Brook falls

See you all there

ROGO

### A MESSAGE FROM VICTORIA

DEAR INTERSTATE CLUBS

PLEASE NOTE

BOOKINGS ARE STILL BEING TAKEN FOR ROSEBUD

IT IS NOT TO LATE FOR NEW BOOKINGS.

IF POSSIBLE PLEASE LET YOUR MEMBERS KNOW.



**REPLICA DOOR TRIMS**  
★ Most Makes Available ★  
**Peter or John**  
☎ (076) 39 3472 Fax: (076) 32 7499

# **BOYZ UNDER THE HOOD**

CONTACT: SIMON BUNKER ON: 844 3131 OR 015 644 555; RICHARD GLASSOCK ON: 015 120 874

---

*COMING soon to your television screens on BRIZ 31 is a program for all the boys who love their toys. It is called 'Boyz Under the Hood'.*

This program will feature YOUR cars, YOUR events, YOUR products and services. Not some namby pamby look at cars, talking about the colour and the interior trim; it is about local cars and local club level motorsports. This means an in-depth look at what makes a good car good. We will be covering all types of cars, and all applications, including rally, circuit, drag, road, concourse, including motorbikes, boats, and planes.

'Boyz Under the Hood' can promote events and activities that your club is planning, and feature reports of previous events. It will allow you as the drivers in the events to see yourselves on the small screen. The program will also help you get sponsors for your cars as there will be television coverage and more 'punters' for the events. To allow us to put together an interesting program we need to show our sponsors that we have a good audience. So you will need to inform your friends that the program is coming up. We would also appreciate any leads on interesting stories or current projects involving cars and engines.

BRIZ 31 can be found on your television sets by tuning in. To do this select an unused channel on your television. Make sure that the UHF band is selected, and tune across the bandwidth. If you find SBS, your getting close, SBS transmits on channel 28. We are on Channel 31. We broadcast from about 9 am to about 12 pm, with programming being broadcast between 7 and 11 pm. A detailed program guide can be found in the 'Scene on TV' guide in the Sunday mail. It is in a box all of its own, as there is not yet enough programming to fill a whole column. When you tune in, don't judge 'Boyz Under the Hood' by the quality of some current programs, or the quality of reception. Things are improving, to the point that most of Brisbane will soon receive a good picture.

Our anticipated first date of broadcast will be at or near the beginning of February. We will keep in touch and tell you when this will happen. If you need up to the minute information please contact us on the numbers at the top of this sheet.

Boyz Under the Hood is aimed directly at satisfying the need for Brisbane's motor enthusiasts to get proper media coverage, we are also keen to promote local business especially in the automotive field so if you would like to promote your business on our show please contact us and let us know.

We look forward to seeing YOU on Boyz Under the Hood in the near future and hope that you will find our production both entertaining and informative.

'Boyz Under the Hood', a new venture in television for the motoring enthusiast

FOR SALE

Radiators	\$60-00	Club Tee Shirts	\$20-00
Weather shields	\$30-00	Badges	\$ 6-00
G L 27 Points	\$12-00	Post Cards	\$ 1-00
Z 86 Oil Filters	\$12-00	Teaspoons	\$ 5-00
Gasket sets Top & Bottom	\$100-00	No Plate frames Pr	\$10-00
Brochures Per Set	\$ 30-00	Force 7 Glove box manuals	\$ 6-00

\*\*\*\*\*

RUBBER PRODUCTS

Anti Rattle Bonnet/Bootlid	\$5-00 per pr
Wiper Motor Mounts set of 3	\$8-00 per set
Firewall Grommett .625 x 1.75	\$4-50 each
Firewall Grommett .875 x 1.75	\$4-50 each
Firewall Grommett .625 x 1.625	\$4-50 each
Horn Bar Insulator	\$2-50 each

\*\*\*\*\*

MORE FOR SALE

White Super V8  
 One Owner 150,000 Kms  
 N.S.W. Rego to Oct 95  
 De Luxe trim  
 Force 7 Steering Wheel

Plus New Parts:-

Left front Guard

Front Light set

Windscreen

Above average condition

Contact Graham Smith

063 422 129 \$3000-00

Cowra

Force 7 Steering Wheel \$280-00

1 Targa Mag Piece out of centre  
 where cap fits \$15-00

35 amp Alternator works fine  
 \$40-00

Contact Brett Shaw

075 96 0936

V8 P76 PINK

Reconditioned motor  
 plus parts

Contact Marg Small 209 1960

Slacks Creek

\$1800-00

1 Rolling Body

Stripped but with all parts

inc 6 Cyl Motor & Auto Gearbox

Bitter Apricot in colour.

Some rust but body very straight

48,000 on clock

Good restoration project

\$400-00

Contact Allan Schutz 282 7220



## **TECH TIPS - STARTER MOTORS**

by Phil

This month's Tech Tip is about P starter motors, and how to do a bench-check to ensure that they're working alright.

Despite their poor reputation, P starter motors are actually quite sturdy units, and most failures are caused by external circumstances, rather than internal weaknesses.

A very common cause of starters not operating correctly is voltage drop in the wiring to the solenoid. In most P's, this is overcome by fitting a relay into the circuit. Battery cables are another culprit, and many P starters have been sent away for overhaul, when the problem has been a badly corroded battery terminal, or main lead.

When a starter is being checked, it is a good idea to clean it before dismantling, but care must be taken not to let degreaser get inside the starter casing. A wipe-down with a rag dampened with kerosene will remove most grime.

Before dismantling, clamp the body of the starter firmly in a bench vise, so that you have access to the solenoid connections.

On the "cap" of the solenoid there are two spade terminals, and two threaded studs. One of the spade terminals is adjacent to the marking "sw" which means that the white/red switch wire goes there. This wire energises the solenoid when the ignition key is turned to the "start" position (if you're lucky!). This terminal is usually at the top of the solenoid cap when the starter is in its fitted position. The other spade terminal is for the ballast resistor by-pass wire, which feeds current directly to the coil when the starter motor is cranking over the engine. The idea here is to minimise voltage drop at the coil while the starter is turning.

Of the threaded studs, the one furthest from the body of the starter is where the heavy battery positive lead is attached. I refer to this stud as the upper stud. A good tight clean connection here is essential for proper starter operation. The other stud holds the braided lead which carries current from the solenoid to the armature brushes when the starter is engaged. The braided lead must be in good condition, and must not lie close to any metal portion of the starter motor body.

This is my procedure for a simple series of bench checks to test the operation of a starter motor:

- 1) Place a fully-charged 12 volt battery nearby, and use a spare heavy battery lead to connect the positive terminal of the battery to the upper stud on the end of the solenoid. **WARNING:** Make sure that no bare portion of the "positive" lead touches any part of the body of the starter. Firmly tighten the locking nut to hold the positive lead in place, well away from any contact with metal parts of the body of the starter.

2) Use a heavy-duty jumper lead to connect the negative terminal of the battery to the body of the starter. This lead must make a good, firm connection .

3) Fit a spade connector to a length of 4mm cable. The spade connector must be a firm slide fit onto the spade terminal on the end of the solenoid marked "SW". Bare about 10mm of the other end of the 4mm cable.

4) Touch the bared end of the 4mm cable onto the end of the heavy positive lead. This should have the same effect as turning an ignition key to the "start" position. The solenoid should throw the starter gear, and the armature should start spinning, very rapidly. You can visually check if the starter gear is being thrown. The speed at which the starter turns, tells you what its condition is.

This is a short list of possible outcomes of the possible results of the steps 1 to 4:

1) Lots of sparks when you touch the bared end of the "starter" cable onto the positive lead, but not much, or any action otherwise- This usually means that there's an internal short circuit, or it could simply mean that the solenoid is frozen due to dirt or corrosion in its internals. Further checks are required to determine the exact reason for the lack of proper action.

2) The solenoid throws the gear, but the armature turns only slowly- This can indicate that the solenoid is doing its job, but either the armature brushes are worn, allowing the armature to "pole" (drag against the field cores), or the commutator brushes, which carry the heavy current to the armature windings, are worn, or not making effective contact. Very occasionally, an armature may develop an internal short circuit in its windings, and if that is the case, the armature will have to be re-wound, which means mega-bucks.

3) The solenoid throws the gear, but there's no sign of life from the armature- This usually means either that the heavy contacts in the solenoid are fritzed, or there's an open circuit somewhere between the battery lead stud, and the commutator brushes. Again, further checks are necessary to localise the problem.

It is possible to by-pass the solenoid, and check the operation of the starter, but you'll need a steady hand, otherwise you'll be doing a bit of accidental arc-welding, if the heavy positive lead contacts any metal portion of the starter motor body while the negative lead is still attached. Please make sure there's no inflammable spirits around while you're doing your bench-test of your starter motor!

1) Firstly, remove the negative lead from the starter housing.

2) Next, undo the retaining nut which holds the positive lead onto the solenoid, remove the lead, then retighten the nut.

3) Place the end of the positive lead away from the starter, so it can't make accidental contact.

4) Refit the negative lead to the starter.

5) Place a small square of heavy cardboard or plastic between the lower retaining nut and the body of the starter, so that you will be able to touch the positive lead onto the lower bolt without accidentally touching the body of the starter!

6) Briefly hold the end of the positive lead against the LOWER stud, being careful not to allow the positive lead to touch against any metal portion of the starter body. Expect a few sparks, because we're talking bulk amps, here Guys! The armature should rapidly start spinning. If it starts to spin only very slowly, or if there's lots of sparks and no other action at all, it probably means that the armature or its brushes are fritzed.

Generally speaking, because of the large amounts of electrical power a starter motor draws, it is best to take your starter motor to an auto electrician if you have any doubts about its serviceability. The above "tests" are simply intended as a guide to help you determine if professional servicing of the unit is required, but remember, if you're in any doubt at all, play safe, and consult a tradesman. A fully-charged battery, discharging rapidly through a faulty starter or solenoid will produce more than enough heat to torch your engine bay!

Hopefully, in the next few months, I'll be able to bribe our "Club" electrician to do some Tech Articles on various sparky subjects!

Ph: (07) 354 2053 Fax: (07) 355 3864

## Vintage Parts & Panels

Restoration Supplies for the Car Enthusiast  
Vintage to Modern

13 Blackwood Street,  
Mitchelton (Bris) 4053

P.O. Box 6095  
Mitchelton Qld 4053

AUTHORISED QUEENSLAND DISTRIBUTOR FOR:-  
PETER JACKSONS OLD RUBBER CO.

### PARTS STOCK INCLUDE

Door, Boot & Windscreen Seals  
Bailey Channel & Weather Strips  
Pinchweld & Windlacing  
Clips, Grommets, Pedal Rubbers Etc.  
Rust Repair Panels  
RUBBER KITS

for

Vehicles 1920s to 1980s  
Call us for fast efficient service

# LEYLAND P76!

Rubber and Steel only.  
Flock coated, gloss face.  
1 metre Length.

216.14

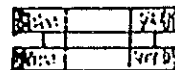


216.033

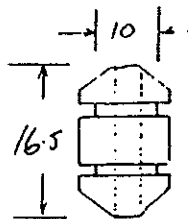
UNIVERSAL - RUBBER  
STEEL INSERT  
FELT FLOCK FACE  
(COVERS 7/16")  
LENGTH 970MM



Wiper motor mount  
Set of 3



238.077



Leyland P76

Horn plate insulator


238.076

P76 Leyland  
Wheel Arch &  
Sill Mould



892.272

Leyland  
P76  
Windscreen  
Mould clip



892.529

Age Rubbering

Gear Box Mounts  
Leyland P76 73/75

# EASTER NATIONAL MEETING

1995

APRIL 14 - 17

## BANKSIA HOLIDAY PARK

-EASTBOURNE ROAD, WEST ROSEBUD, VICTORIA.

=====

THE VICTORIAN P-76 CLUB WILL BE HOSTING THE 1995 NATIONAL MEETING AT BANKSIA HOLIDAY PARK, ROSEBUD, COMMENCING FRIDAY APRIL 14 TILL MONDAY 17 1995. IT WILL BE LODGE STYLE ACCOMMODATION SLEEPING 4 - 6 PEOPLE PER ROOM. YOUR ACCOMMODATION, MEALS AND REGISTRATION WILL BE INCLUDED IN ONE OVERALL COST. THERE WILL BE TWO BLANKETS PER BED SUPPLIED.

BYO LINEN, PILLOWS, SLEEPINGBAG, AND TOWELS (NO LINEN HIRE SERVICE)

### ACCOMMODATION AND MEALS

ADULTS \$110.00 PER PERSON CHILDREN \$50.00 (3 - 15) INCLUSIVE

UNDER 3 NO CHARGE

REGISTRATION \$ 10.00 (FOR OFF SITE MEMBERS ONLY).

BOOKING DEPOSIT \$30.00 PER PERSON

THURSDAY ARRIVALS ARE MOST WELCOME, OVER NIGHT ACCOMMODATION WILL BE \$ 15.00 PER HEAD AT THE LODGE. THIS IS FOR ACCOMMODATION ONLY. MEALS WILL NOT BE AVAILABLE UNTIL FRIDAY EVENING. THERE ARE MANY FOOD SHOPS CLOSE BY.

BOOKINGS AND DEPOSITS ARE TO BE SENT TO LOTTI WALLACE BY THURSDAY DECEMBER 14 1994. CHEQUES ARE TO BE MADE OUT TO THE VICTORIAN LEYLAND P-76 OWNERS CLUB INC. C/O LOTTI WALLACE, 8 KENNY STREET, NORTH BALWYN, VIC, 3104.

ANY INQUIRIES PHONE JOHN BRETT ANY NIGHT AFTER 7.00 PM ON 03 4599531.

NATIONAL MAGAZINE WE STILL REQUIRE ARTICLES FOR THE NATIONAL MAGAZINE. PLEASE SEND CONTRIBUTIONS TO ROBYN WALLACE, 38 ESSEX PARK DRIVE, ENDEAVOUR HILLS, VIC, 3802.

RAFFLE WE ALSO WOULD APPRECIATE ANY DONATIONS FOR THE RAFFLE. PHONE PAM BRETT ON 03 4599531. OR JUST BRING IT ALONG.

I / WE ..... WILL BE ATTENDING THE  
 1995 NATIONAL MEETING HELD IN VICTORIA.  
 I / WE WILL BE STAYING ON SITE, [ ] NUMBER OF PEOPLE ATTENDING.....  
 I / WE WILL BE STAYING OFF SITE, [ ] BUT REQUIRE MEALS, .....  
 WILL YOU BE STAYING AT THE LODGE THURSDAY NIGHT .....  
 THURSDAY NIGHT WILL COST \$ 15.00 PER PERSON ( ACCOMMODATION ONLY )  
 ADULT'S NAMES ..... CHILDREN'S NAMES (AGES)

.....  
 .....  
 .....

PLEASE FIND ENCLOSED MY BOOKING  
 AND PAYMENT OF DEPOSIT OF 30.00 PER PERSON.....  
 OR PAYMENT IN FULL .....

I UNDERSTAND THAT I AM TO MAKE MY FULL PAYMENT ON ARRIVAL.  
 PLEASE MAKE CHEQUES TO THE VICTORIAN LEYLAND P76 OWNERS CLUB  
 OF VICTORIA. INC.

SIGNED. ....

ADDRESS :-

---

THIS PART BELOW HAS TO BE RETURNED BY MARCH 23 1995

ONLY FILL IN BELOW IF YOU ARE A DAY TRIPPER. OR OFF SITE.  
 I / WE ..... WILL BE ATTENDING FOR A DAY TRIP  
 AND REQUIRE A MEAL/S ..... NUMBER OF PEOPLE.....  
 WHICH MEALS ARE TO BE LISTED BELOW.  
 IF YOU ARE STAYING OFF SITE AND REQUIRE MEALS PLEASE FILL IN BELOW

FRIDAY DINNER..... SATURDAY BREAKFAST..... SUNDAY BREAKFAST.....  
 SATURDAY LUNCH ..... SUNDAY LUNCH (BBQ) .....  
 SATURDAY DINNER ..... SUNDAY DINNER .....

MONDAY BREAKFAST.....  
 PLEASE SEND ALL BOOKINGS TO LOTTI WALLACE 3 KENNY STREET, NORTH  
 BALWYN, 3104.

# CLUB INFORMATION PAGE

## YOUR COMMITTEE

### PRESIDENT

Graham Rogerson  
635 Old Gympie Road  
NARANGBA. Q. 4504  
PH. 888 1345

### VICE PRESIDENT

Neville Humpherys  
Upper Cedar Creek Rd  
CONNONDALE. Q.  
PH. 074-944 427

### SECRETARY

John Joyce  
45 Ranald Avenue  
NINGI. Q.  
PH. 074-975 389

### TREASURER

Allan Schutz  
10 Cooina St  
EASTERN HEIGHTS. Q.  
PH. 282 7220

### EDITOR

Pat Rogerson  
635 Old Gympie Road  
NARANGBA. Q. 4504  
PH. 888 1345

### SPARE PARTS

Graham Rogerson  
635 Old Gympie Road  
NARANGBA. Q. 4504.  
PH. 888 1345

\*\*\*\*\*  
This Newsletter is the Official  
Publication of the Queensland P76  
Owners Club Incorporated and is  
issued free of charge to financial  
members. Any opinions expressed  
may not necessarily be those of the  
Editor or the Club, and any  
unintentional defamation or breach  
of copyright herein is unreservedly  
apologised for, and a suitable  
retraction will be inserted in  
the next edition, once the matter  
is drawn to our attention.

## GENERAL MEETINGS

The Qld. P76 Owners Club Inc.  
holds its monthly meetings  
on the second Wednesday of  
each month.

TIME: 7.30PM

VENUE: Norman Park Uniting  
Church,  
Cnr. Bennets Road and  
McIlwraith Ave,  
NORMAN PARK.

At the Round-a-bout

\*\*\*\*\*

## 1995 MEETING DATES

January	11th 1995
February	8th 1995
March	8th 1995
April	12th 1995
May	10th 1995
June	14th 1995
July	AGM 12th 1995
August	9th 1995
September	13th 1995
October	11th 1995
November	8th 1995

\*\*\*\*\*

## CLUB OUTINGS

Various activities are  
organised by the clubs  
members and are generally  
held on the fourth Sunday  
of the month. The activity  
and venue will be  
advertised in the monthly  
newsletter.

\*\*\*\*\*

## CLUB MEMBER OF THE YEAR

### Points Allocated

Attend Meeting	1 point
Raffle Donation	1 point
Organise Event	4 points
Attend Event	2 points
Win Event	1 point