




**THE QUEENSLAND  
P76 OWNERS CLUB  
INCORPORATED**




Leyland P76 .Anything But Average

MAY 1997

VOL 2 ISSUE 5

# THE QUEENSLAND BULLETIN

## NEVILLE'S TARGA



# CLUB INFORMATION PAGE

## YOUR COMMITTEE

## GENERAL INFORMATION

### PRESIDENT

CHRIS BROWN  
6 CYRRUS ST  
VICTORIA POINT 4165  
PH : 07 3207 9815  
16

### VICE PRESIDENT

CEDRIC THOMPSON  
11 LE GRANDE ST  
MACGREGOR 4109  
PH : 07 3349 2772

### SECRETARY/ASSISTANT SPARE

#### PARTS

JOHN JOYCE  
45 RANALD AVE  
NINGI 4511  
PH : 07 54 97 5389

### TREASURER

PATRICK PETERSON  
30 QUEEN ST  
BLACKSTONE 4304  
PH : 07 3282 3520

### EDITOR

GARTH MORRIS  
8 BIENVENUE DR  
CURRUMBIN WATERS 4223  
PH : 07 5598 6246

### SPARE PARTS OFFICER

GRAHAM RODGERSON  
635 OLD GYMPIE RD  
NARANGBA 4504

THE QUEENSLAND P76 OWNERS CLUB INC  
HOLDS ITS MONTHLY MEETINGS ON THE SECOND  
FRIDAY OF EACH MONTH.

TIME: 7.30PM

VENUE: NORMAN PARK UNITING CHURCH.  
CNR BENNETTS RD AND  
MCILWRAITH AVE  
NORMAN PARK.

“AT THE ROUND -A- BOUT”

### 1997 MEETING DATES

JANUARY THE 10TH  
FEBRUARY THE 14TH  
MARCH THE 14TH  
APRIL THE 11TH  
MAY THE 9TH  
JUNE THE 13TH  
JULY THE 11TH  
AUGUST THE 8TH  
SEPTEMBER THE 12TH  
OCTOBER THE 10TH  
NOVEMBER THE 14TH  
NO MEETING IN DECEMBER

PLEASE SEND ALL MAIL TO:  
THE QUEENSLAND P76  
OWNERS CLUB INC.  
P.O Box 343  
CARINA 4152  
QUEENSLAND

### CLUB OUTINGS

VARIOUS ACTIVITIES ARE ORGANISED BY THE  
CLUB MEMBERS AND ARE GENERALLY HELD ON  
THE 4TH SUNDAY OF THE MONTH. THE AND  
VENUE WILL BE ADVERTISED IN THE MONTHLY  
NEWSLETTER. SEE PAGE 4

### CLUB MEMBER OF THE YEAR.

#### POINTS ALLOCATED

ATTEND MEETING - 1 POINT  
RAFFLE DONATION - 1 POINT  
ORGANISE EVENT - 1 POINT  
WIN EVENT - 1 POINT

# GENERAL MEETING MAY 1997

The President opened the meeting at 8.05pm

Attendance as per attendance book.

Apologies : Nil.

Minutes of the previous meeting were read by the Secretary and moved as correct by Joe and Garth.

Treasurer's report : Balance -\$4602.00

Incoming Correspondence : Magazines were received from :New Zealand - Hunter Valley - Leyland Post - West words.

## MAIL:

- 1). Code 3 Security 075 573 2502 wrote covering car alarms.
- 2). Pitstop Bookshop sent their monthly newsletter.
- 3). Fuelstar wrote about their fuel products.
- 4). St Johns Ambulance wrote about First Aid kits.

## OUTGOING MAIL:

Parts were posted to Ipswich , Sydney and Redcliffe.

## BUSINESS ARISING FROM THE MINUTES:

- 1). There was further discussion on the people in the club who are still not receiving their Magazines. Garth is doing his best to rectify this!

## GENERAL BUSINESS:

- 1). Garth gave a talk on problem with headlamp switches and clocks.
- 2). There was a discussion on the pending trip to Coffs Harbour - Further detail below.
- 3). The Club Race Car is in need of some motor surgery - this will be done in June.
- 4). Alan Wildman showed a video and explained the uses for "Bi-Tron" oils and sprays

## SPARE PARTS:

- 1). Water pump kits for V8's are in stock and sell for \$60.00
- 2). Further stocks of the original one piece Strut Bar rubbers are available at \$10.00 each.

MEETING CLOSED AT 10.00pm

---

## **THIS MONTHS OUTING**

This months outing is on Sunday the 18th May. We have booked a site at the Armstrong - Siddley Motoring of Yesteryear Show. The event takes off at 10.00am at Anzac Park , Toowong , Brisbane. There is a Country Fair theme and each club can put together a team to participate in novelty events for prizes. An entry fee of \$5.00 per Vehicle will be collected on the day. Hope to see you all there

See page 11 for details on the June Outing with the Sydney Club.

## PRESIDENTS REPORT

Hey everyone , its nice to be home again. Sorry about last month but was sent to Hong Kong for 3 days work that turned out to be 10 days. Then away for another 2 weeks, then Sydney for another week. So after 5 out of the last 6 weeks away from home I cured my withdrawl symptoms by actually doing some more work on my P76 (first time in 6 months).

Thanks to Garth for his Burger Run. Three P's and my attitude ridden Rover. Beautiful scenery , great winding roads and a bit of exercise walking to Natural bridge. We are going to have to do some serious work on the Paddock Pig. That poor old 6 has a loud death rattle (I don't even stand close to it when it is running).It is possibly time to put in the new donk plus a three speed manual . We may have to set a date for this.

This month on the 18th is the Armstrong Siddley motoring of yester year car show. (official club outing) It is held at Anzac Park Toowong Brisbane. Gates open at 8.30 am and start at 9.00am . Entry fee is \$5.00 per vehicle , so I hope to see you there . Till next month Hoo Roo!!!!!!

Chris.....

P.S I only saw 1 P76 whilst in Sydney. It was a Spanish Olive Executive near Beecroft. It caught my attention because it had its N.S.W Club Sticker on the front window. IS YOURS? How else do you display club support to non members (possible new ones) 365 days a year.....

## ROGO RAVES

Graham is still in England and will continue with Rogo Raves next month.

## THE PARTS SHED

This month we have all our usual assortment of parts and thanks to John for looking after all the enquireries whilst Rogo has been away. Also this month I have finally received those new waterpump bearing kits. The price is even less than what I originally quoted last month. The clubs new price is only \$60.00 for the complete water pump kit. This includes 1 New bearing, 1 New ceramic seat. 1 New rubber cup and 1 New spring loaded seal.

For information and orders please ring John on 075497 5389.....

P.S The club can send these kits and any other parts by mail to any Club Member in or out of state....

## EDITORS REPORT

I wish to apologise to all the Club Members who received their April Newsletter late. Unfortunately there was a stuff up with the photocopier at the Printers and at the last minute Christine had to take the Newsletter to another Printers and they didn't know that I wanted each page double sided. So instead of having four double sided pages most of the Membership received eight single sided copies for a Magazine.

Now for some good news. Each month if you had noticed there is a different persons famous P76 on the front cover. Now this is a trend that I hope I can continue with for a long time to come. But I need a nice colour photo of your pride and joy. So to give you an incentive I've decided to produce "two" and only two colour magazines each month. Now "one" of these colour Magazine will be given to the owner of the P76 whose car is depicted on the front page of that months Magazine. The other copy of that colour Magazine will be put with all the other months colour Magazines and at the end of the Year it will be raffled off. So you can not only own your own special colour edition of your P76 Magazine , but could also own a full collection of the Years Magazines. Now if I'm flooded "I don't think so" with colour photo's of Members P76's than I will print each one each month in the order that I receive Members Mail. The rest I hope the next Editor will publish any remaining photo's in the following months magazines.

Unfortunately you will have to wait until next month to see and read about how Graham shot to stardom. I'm still unable to acquire the relevant copy of the "Nortern Times".

## THIS MONTHS JOKE

Our good old mates Mike and Mal Leyland are once again out in the desert when their poor old LandRover breaks down.(They should of owned a proper Leyland). Anyway their Landy breaks down and theres no sign of civilisation anywhere. So they start to walk west when after a few hours they come to an oasis with a few camels tied up out the front of a tent. So Mike walks in and asks the guy inside "Excuse me sir but can my brother and I borrow a camel?" and the guy inside replies "No mate ! but you can buy one if you want.". So Mike asks the guy "How much are the camels?" and the guy replies "Well you've got three prices for the camels. a three day camel will cost you \$3000. A two day camel will cost you \$2000 and a one day camel is \$1000." Well Mike says to the guy "Mate I haven't got \$3000, nor \$2000 ,so I'll have to take a one day camel. Anyway Mal walks over and says to Mike "Don't worry bro I have an idea. Just get the one day camel and I know how to make it into a three day camel. Just buy the camel and meet me down at the watering hole." So Mike buys the one day camel for \$1000 and takes it down to the watering hole to meet up with his brother Mal."So Mal what's your idea?". "Well Mike I'm going to take the camels head and put its mouth into the water and you go around behind the camel and lift its tail and suck the water through into the camels belly. So Mike goes behind the camel , lifts the tail ,put his lips to the camels bum and starts to draw the water in. After about 15 seconds Mike pulls his face away and coughs and spits and sticks his head around to the side of the camel and yells out, "Hey Mal ! Can you lift his head up a bit , we're starting to suck MUD!!!!!!!!!!!!!!!"

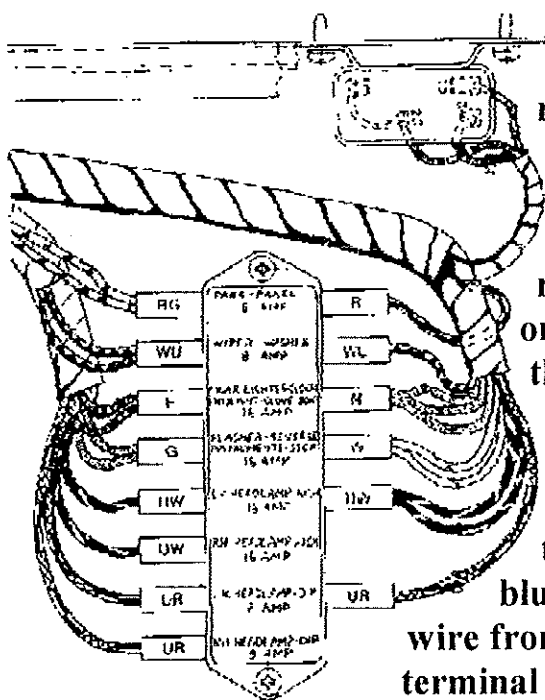
# THIS MONTHS TECH TIP

After a few question at the last meeting I've decided to explain the easy way to fix those troublesome headlights going out when you least expect it. To fix this problem you need to take the load off the headlight switch itself. To achieve this you will have to install 2 new headlight relays . With the below instructions anyone can install 2 relays into the original wiring loom and this method even allows the original 4 fuses for the headlights to be used. You will need:-

1. Two new 30 amp relays. These relays must have two terminals marked 87 on them. In total there is five terminals on each relay. One 86, one 85, one 30 and two 87 terminals on each of these relays. Do NOT use a relay with an (87a) terminal on it.
2. You will also need six pieces of wire about 10 cm long. Four of these pieces of wire must be at least 4mm in gauge. The other two only have to be 2 or 3 mm in gauge.
3. You will need some terminals for each piece of wire. Eight female Lukas terminals to connect the wires to the relays. These must be able to take the 4mm gauge wire. Two other lukars for the 2 or 3 mm wires and 2 earth terminals for the other end of the 2 or 3 mm wires. Once again these must be able to take the 2 or 3 mm wires.
4. You will need to drill two holes in the body next to the fuse box. So you will need 2 1/8 screws and the appropriate drill ,drill bit and screwdriver.

First of all disconnect the battery. Since we are working with live wires this is the safest way to ensure that nothing catches on fire.

Now disconnect the bottom brown wire (N)(passenger side) from the fusebox and connect it to one of the new relays on either of the number 87 terminals. Then mount



the relay on the inside of the guard next to the fusebox. We'll call this relay #1. Mount the other relay right next to it on the left-hand side towards the strut. We'll call this relay #2. Now place one of the 4mm wires on to the other #87 terminal of (relay #1) and join this to either one of the #87 terminals on #2 relay. Now place another 4mm wire from other #87 (on relay #2 ) to the original place on the fusebox where the brown wire (N) was removed.

Now remove the blue/white wire from the passenger side of the fusebox and place it on to terminal #85 on relay #1. Place another 4mm wire from terminal #30 on relay #1 to the fusebox where the blue/white wire came from. Next remove the blue/red wire from the passenger side of the fusebox and place it on to terminal #85 on relay #2. Place another 4mm wire from terminal #30 on relay #2 to the fusebox where the blue/red wire came from. Terminal #86 should be the only terminals left on each relay. Place the 2 or 3mm wire from each of these terminals (86) to the earth screw holding down the original fusebox.

Cont..... from page 6.....

Now check that all terminals are on tight and that no wires are bare. If everything looks OK then reconnect the battery checking that there isn't a great spark when putting the battery terminal back on. If there is this usually means that there is a short and you've done something wrong. If there is a large spark then go back and check everything over again. If there is no spark this means that you've probably fluked it and your now a certified back yard electrician. With the battery reconnected and the terminal tightened turned the headlights on and check that they are all working. Dip the headlights to high beam and check them as well. If alls OK then you have successfully installed headlight relays to high and low beams of your P76. With this modification you can now go out and buy a set of semi sealed beams to replace those old sealed (yellow light) headlights. The main advantage of semi sealed beams is that if a light goes out you only have to replace the bulb and not the whole headlight. Another advantage of semi sealed beams is that they give you White light and not yellow light like the original lights.

This system works by taking power from the main battery feed to the fusebox and directing through the two relays and then back to the fusebox. From the relays which are switched by the blue/white and blue/red wires , the power leaves through the #30 terminals to the original fuses on the fusebox for the headlights. Now all the load is removed from the headlight switch it should last and not play up for a long time yet.

If you still have problems you can contact myself on the phone number on page 2.

Garth...

## BRAIN TEASER

Here is something that only takes a minute but is fun. Showed me that I am one of the masses. Enjoy!

No Cheating (your only cheating yourself)

How smart are you?

Read this sentence.

FINISHED FILES ARE THE RE-  
SULT OF YEARS OF SCIENTIF-  
IC STUDY COMBINED WITH  
THE EXPERIENCE OF YEARS.

Now count aloud the F's in that sentence. Count them ONLY ONCE; do not go back and count them again. This is more difficult than it appears.

Good Luck!.

The answer is on page 11

## SPEED CAMERAS ARE HERE

**T**he debate is over, the negotiations complete, all of the Queensland police testing validated and now it's official. Speed Cameras are being used by police on Queensland roads. Similar in their actual detection procedure to the slant radar stems already employed by Queensland police, the Dutch-designed Gatso units have been tested on the local roads for almost a year. Unlike those used in other states, Queensland's speed cameras are planned to be highly visible, according to the officer in charge of the Site Selection and Deployment section of the Speed Management Committee, Inspector Greg Wessling.

"The vans will definitely be noticeable," Mr Wessling said.

"They will have Police markings all over them, and there are plans to have other signage associated with them. There will be a sign 100 metres or so up the road telling people they're in a speed camera area or they've just passed a speed camera. The cameras will operate out of a specially marked Mitsubishi van parked on the side of the road."

He said the van had been fitted out to shoot oncoming vehicles (from the rear) or the rear of passing vehicles from a mounting on the dash board. A flash unit, operating day or night, will be placed beside the road (to increase the light limited by the rapid shutter speed).

The part of the system which emits the radar will also be outside the van, part of the departments "prudent avoidance" of putting operators in or near radar beams due to cancer fears.

A Queensland Transport spokesman said an amnesty, during which speeding motorists captured on film will receive a written warning and a table of the penalties, began on March 26 and will continue until midnight April 30. Inspector Wessling said the moratorium would be used by authorities to iron out any problems with the cameras or the infrastructure used to process the speeding fines.

The cameras will then be fully operational and fining motorists from the first minute of May 1, and motorists can expect to receive infringement notices about three days after speeding through a camera site.

While red light camera offenders are still required to request copies of their offence photographs from Queensland Transport, there are plans to use upgraded technology to imprint the speeding cars' images onto the infringement notices.

"We intend to send colour photographs of the allegedly speeding vehicles with the notices," Inspector Wessling said.


While potential camera sites numbered in the thousands, assessment criteria and the use of community consultation process has resulted in about 1000 sites around Queensland sharing the initial batch of 15 speed camera units. Between 400 and 500 of those sites are expected to be in south-east Queensland.

From April/May RACQ  
"The Road Ahead"



# FROM ALAN WILDMAN

**TO THE VEHICLE OWNER OF DRIVER  
4 QUESTIONS.**



1. **Would you like to feel more confident when driving , knowing that you won't be forced to stop at the roadside. No more delay and inconvenience ( as well as risking danger ) because of a flat tyre or an overheating engine?.**
2. **Would you like to save money on your fuel costs? (About 8c to 20c per litre ) I am so could you.**
3. **Would you like to reduce air pollution (smog) from your vehicles exhaust emissions by up to 90%**
4. **Would you like to know that your vehicle will get you to a repair point without further damage (even if a fan belt or radiator hose etc breaks , or it losses engine or other oils)?**

**Recent advances in technology have made the "yes" answer to each question an easily accomplished and relatively inexpensive fact for you and will help to greatly reduce exhaust smoke and fumes.**

**These "new to Australia products" will not be available at retail outlets.**

**To start achieving one or all of these for your vehicle will cost from \$20 to \$205 per vehicle. The manufacturer provides a 30 day guarantee of customer satisfaction or your money back. Use of these products cannot void any warranty. The cost of current alternative repairs and time off the road will be far higher than proving these unique products for yourself.**

## **2 EXTRA QUESTIONS -**

- a) **As a user would you like to buy replacement supplies , delivered to your door direct from the manufacturer at wholesale prices (plus freight)?**
- b) **Would you like to make extra money? As a distributor you can help others to enjoy the savings , peace of mind , benefits and cleaner air from smoother running vehicles just as you will be experiencing , once these proven products are in your vehicle.**

**Every engine will benefit from these unique 100% petroleum based products.**

**Contact Alan Wildman on (07) 3357 9696  
Phone now to find out how!**

## FOR SALE

### MORE PARTS

4 Speed Gearbox.....	\$350.00
4 Barrel Inlet Manifold from Rover 3.5 with side plates to fit 4.4 P76 V8.....	\$300.00
Targa Mags - 1 with Tyre some Nuts.....	\$300.00
Davis Craig 16 inch Thermo Fan Includes Thermostat,wire,relays.....	\$150.00
Full Carpet Grey Colour.....	\$40.00
Front and Rear Springs.....	\$50.00
Rear shock monroe gas pumpups includes fittings (near new).....	\$40.00
Pair 24 inch hot dogs 1 weeks use.....	\$40.00

Ring Andrew Gibbon on 07 3207 7533

## FOR SALE

### P76 FOR SALE

V8 4 Speed Manual (possibly Executive.)

Air Conditioning and Power Steering

Fabric Seats

Little Rust

Also Extra Parts.

\$1700 or swap for 4 cylinder car in rego and going Ok.

Ring Alec Hodges on 076 321 596

---

## MARCH MOTOKHANA

### RESULTS:

Chris	(The President)	58s	39s	44s
Graham	(Dolly)	40s	38s	34s
Brett	(Magnaman)	40s	44s	36s
Neville	(The Wrecker)	38s	44s	35s
Andrew	(Bogga)	38s	37s	36s
Graham	(Rogo)	37s	37s	36s
Garth	(Wombat)	36s	33s	----
John W	( )	36s	34s	34s
Alan S	(The man who killed PIG)	37s	35s	35s
Louis	(Babyface)	55s	----	----

First place to Garth with a time of 33 seconds. Second place went to John and Graham with an equal time of 34s. Third place went to Alan and Neville. Both with a time of 35s.

## MEMBERSHIP REMINDER

This is a reminder that we are almost through another great year and membership renewals are coming up. The annual general elections are also coming up and its about this time of the year that the committee asks you to consider running for a position . This is the best way for you to make a huge contribution to the club by offering your services and talents to the membership and helping the club to further promote the Leyland P76.

## JUNE 7,8,9 OUTING

On the Queen's Birthday Weekend of June 7,8,9 there is an outing being organised by the Queensland and Sydney P76 Owners Club's. The venue is Coffs Harbour. Hopefully we will be able to have a hill climb event at a private venue which is owned by the Grafton Sporting Car Club. This is yet to be confirmed , but we will know by end of the May. The main objective of the weekend is to catch up with fellow P76 Owners and just have a good time. There is a couple of places that we have enquired about and so far the best of the bunch is "Park Beach Caravan Park". This caravan park is on Ocean Pde 1km north of the Jetty. Prices range from \$36 to \$47 per double per night for a Cabin which includes shower , toilet , TV , refrig and cooking facilities. The cabin accommodate 4 to 6 persons. and each extra person is \$5 per night. All that is required is your own linen. For reservations you can ring them on 066 523 204 .

Other caravan parks available are "Coffs Village Caravan Park".This is 1.5 km north of PO. Another one is "Koala Villas and Caravan Park".This one is 5km south of PO.

Where ever you stay, Coffs Harbour is a beautiful place and if you haven't seen it yet or even if you have seen it please join us on the coming long weekend for a great time.

Be early to book as the long weekend is a fairly hectic time for holidayers.

## ANSWER

There are six F's in the sentence. One of average intelligence finds three of them. If you spotted four you're above average. If you got five , then you can turn your nose at most anybody. If you caught six , you are a genius. There is NO catch....

Thanks to Adrian

# READING BETWEEN THE LINES

**A** would-be car collector faces many pitfalls in his quest for vehicles. Derek Pickard has put together what he considers the complete buyers guide to reading and interpreting the many unusual descriptions given for sports and allegedly classic cars regularly flaunted for stupid prices in the classified sections of Australia's newspapers.

Owner leaving country

House forces sale

Pregnancy forces sale

Wife forces sale

Expanding family forces sale

Company car forces sale

Must sell this weekend

Health forces sale

New project forces sale

No further use

Suit enthusiast

Suit collector

Suit museum

Serious collectors only

Turns heads

Attracts attention

Safe, solid transport

Sell as is

First to see will buy

Stored for 10 years

Non-smoker

Stored in country

One previous owner

Ring and reverse charges

Photos available

Will come to you and demonstrate

Recently repainted

P.O.A

Some rust

Books included

Potential classic

Court remand expired.

Wall fell on car.

Suspect worn back seat(demand new upholstery)

She's sick of it breaking down.

Bigamist selling Tarargo.

Now I've got something decent I can't wait to get rid of this thing.

Due to be repossessed on Monday.

Sick of the car.

Anything's got to be better.

No further use.

Complete idiots only.

Pile of junk

Big pile of junk.

Even Sotherby's couldn't believe the asking price.

Needs new muffler.

Police always book this one.

When I wrote it off, I lived.

Do not attempt to drive.

If only someone would please come and look.

Under boat house in beach suburb.

Nose picker.

Needs collecting from Birdsville.

The last guy took 17 years to unload it.

Desperate to sell (Send unstamped letter).

Former porno actor needs money.

House burglar needs work.

House painter needs work.

Pile of ashes.

Full of filler. The only thing a magnet will stick to is the ignition key.

Grubby Haynes manual with pages missing (Used as gaskets).

Needs 20 years storage.

## MORE NEXT MONTH

Thanks to the Classic Car Magazine.