


THE QUEENSLAND  
P76 OWNERS CLUB  
INCORPORATED




Leyland P76 .Anything But Average

January 2003

VOL 6 ISSUE 59

# THE QUEENSLAND BULLETIN



Malibu's INDY  
2003 entry car

# YOUR COMMITTEE 2002/2003


**PRESIDENT**  
John Spencer



**TREASURER**  
GRAHAM DOLLISON  
PH : 07 3805 5630  
[alloyvee@optusnet.com.au](mailto:alloyvee@optusnet.com.au)



**VICE PRESIDENT**  
GARTH MORRIS  
PH : 0417 763 376  
[force7@bigpond.com.au](mailto:force7@bigpond.com.au)



**SECRETARY & ASSIST**  
**SPARE PARTS**  
JOHN JOYCE  
Ph: 07 5497 5389




**EDITOR**  
STAN LARTER  
[STANP76@TPG.COM.AU](mailto:STANP76@TPG.COM.AU)  
PH:0413279524



**SPARE PARTS OFFICER**  
Graham Rogoson  
Ph : 07 3888 1345



**TECH. OFFICER**  
NEVILLE HUMPHREYS  
PH: 07 5494 5565




**PUBLICITY OFFICER**  
**(WEBSITE)**  
ADRIAN SPENCER



**DATING OFFICER**  
DIXIE LEE  
PH: 07 54500075  
MOB: 0412010046  
[dixirocker@hotmail.com](mailto:dixirocker@hotmail.com)



**THE QLD P76 OWNERS CLUB**  
Inc.  
P.O Box 343  
CARINA 4152  
QUEENSLAND



## **GENERAL INFORMATION**

<http://www.leylandp76.itgo.com>

The Queensland P76 Owners Club Inc holds its monthly meetings on the second Friday of each month at 7.30 PM  
VENUE: Norman Park Uniting Church.  
Cnr Bennetts Rd and  
McIlwraith Ave  
NORMAN PARK.

Various activities are organized by Club Members and are generally held on the last Sunday of the month. All venue details are confirmed at the General Meeting and are recorded in the Minutes on the next page.

## **2003 MEETING DATES**

Feb 14  
Mar 14  
Apr 11  
May 9

**CLUB MEMBER OF THE YEAR POINTS ALLOCATED** Attend Meeting - 1 point - Raffle Donation - 1 point - Organize Event - 1 point - Win Event - 1 point

Other "P76 Owners " clubs are welcome to reproduce the original material in this newsletter, and mention of The Queensland P76 Owners Club Inc and the Author of that material would be appreciated as the source.

# GENERAL MEETING January 2003

The meeting was opened at 8 10 pm

Apologies Allan schultz, john Spencer, Neville, Dixie rocker

The November minutes were read by the secretary and moved as correct by those present.

**Treasurers Report** =\$3926.87

## Incoming Magazine.

Classic car Club, S. A, N. S. W , Victoria, New Zealand

## Incoming Mail.

- 1 Caboolture warplane museum contacted the club as a venue for outing
- 2 the automania car show is on again in Toowoomba 23 Feb.
- 3 The Gold Coast Street Rodders are holding car show in Feb 2003 details elsewhere in mag..

## SPARE PARTS.

## GENERAL BUSINESS.

- 1 anyone planning to attend the gold coast car show must pay by the 6th Feb. contact Garth for details,

## OUTINGS

Feb outing the gold coast street Rodders car show at the pines shopping centre Elanora sun 16 .

march 2nd service day on PIG at rogo's for outing on the 30th march at usual venue  
Meeting closed 9.15


## VICE PRESIDENT'S BLURT

Every now and then you get sick and tired of doing the same things on your day off. It seems to be a great waste of a perfectly good Sunday when on Monday you've only done the same thing for the last two months. So for something different Dave Collins, Karl (The Jackal) and myself decided to take a drive from the Gold Coast up to Neville Humphrey's place a Palmveiw ( Sunshine Coast). Neville has recently put up a new 7 metre by 12 metre shed in his back yard, so I thought it was about time to check it out.

We all piled into my P76 Executive and headed up the coast, arriving at Neville's just under two hours later. **WHAT A HUGE SHED!!!!!!** Perfect for restoring P76's.

In the shed was his beloved Blue 5.0 litre beast with the heads off and waiting for a new head gasket. The other red beast was a recently purchased car from Adrian Spencer, which Neville is planning to do up. After some much needed lunch that was prepared by his lovely wife Sonia we jumped into Nev's newly acquired Triton 4WD and headed up the ranch to his Parents place to look and the old cemetery of P76 that littered there property. So many cars , so few dollars. Jackal wanted to see what was available to us to make a stretch P76. That's right, he's got strange ideas of a stretch P76 to be ready for the 2004 Easter Get-Together here on the Gold Coast. We need a ready good rear end a P76 and an even better front end so that we can start the project.

As it was getting on in the after noon and starting to rain we all headed back to Nev and Sonia's place to retrieve the Executive and drive back to the Gold Coast.



## Pat & Rogo's Round Australia Bash

Well after months of planning , we finally got on our way. We were hoping to leave after Christmas but as usual things didn't pan out that way. So on Saturday 23rd of February at 10.00am we pulled out of the driveway to head south. Our first stop was the local garage to fill up the fuel tank. 75.9c per litre and away we went, Toyota 4 Runner and 16 foot long popup Caravan.

We didn't intend on doing big mileage each day , but we did need to be in Perth for Easter. The first night we pulled into Glen Innes and into a caravan park. We opted for an un-powered site as every \$4.00 we saved equalled apart of another night. That night was quite cold, a big difference from the humidity of Brisbane. On Friday we continued onto Tamworth and then along the Oxley Highway. We stayed at Lake Keep it just before Gunnedah. Quite a nice place for a quite few days but we only stayed the one night. On Monday we continued on the Oxley Highway to Cobar. It had just started raining and we were hoping to bush camp that night by the roadside, but we didn't like the look of all the flood ways starting to fill and flow across the road. Cobar Caravan Park seemed like a better idea.

The petrol had now crept up to 89 cents per litre and we realised as we left Cobar that we had left our drainage bowl behind. This was to be the start of a trail of things left behind around Australia. We continued along the barrier Highway stopping at Wilcannia for fuel only. Getting dearer \$102.9 and then carried on through to Broken Hill and across the border to Cockburn. This little town we had visited before and thought we would say hello to some people we had met previously. Anyway we checked at the Highway garage first in regards to staying one night in a caravan. Ide quoted us \$17.00 with thunderbox toilets. We said thanks and that we might be back, so off to the pub in Cockburn to make enquiries. The lady we were looking for had gone to Broken Hill for the day, so we chatted to Janice in the Telstra Centre and she said we were welcome to stay at the old Bunk houses and plug the caravan in. For \$10.00 we had a shower and toilet block each. So if anyone is travelling through that way, just say that Pat & Graham sent you.

Wednesday we carried on through to Peterborough, Port Augusta and around the Eyre Peninsula. Our next stop was Whyalla where we were told to have a meal at the Footy Club. It was good value \$6.00 for roast chicken. Carried on around the Peninsula. We expected it to be a lot greener than what it was although its farm land it was the brown grass.

Port Lincoln was very pristine and expensive looking, obviously millionaires row. We were looking for the tourist bureau, but it was in the heart of town. Towing a caravan gave us Buckley's chance of finding a park, so we

. So pulled in to caravan park to get washing done and top up groceries before attacking the Nullarbor. So far we had been on the road for a week and covered 3,000. kms.

After looking around Ceduna and on a good night sleep we started across the Nullarbor. Our first night was just off the bight and the toilet was home made. It was surprisingly cold at night, when the daytime was so hot. Fill petrol at roadhouse \$117.30 shouldn't expect it to get any dearer. But it went to 119.9 at Caigana. We were told later it went up to 124.9 at Easter. But unfortunately it's a long way between garages, you just have to pay it. We had a second bush camp on the Nullarbor near water tanks. Then we arrived on to Norseman and south to Esperance. We left our 2nd drainage bowl on the Nullarbor. At Esperance we booked for 3 nights. The water is so unbelievably blue and the sand is white. We went shopping and bought more bowls and extra water hose. We went for a drive through Cape La Grand National Park which runs along the coast towards South Australian Bite. Magnificent scenery. Well we made good time getting to W.A. for the Easter P76 National Meet we still had sightseeing as we probably won't be over this way again. When we left Esperance we left a tap fitting behind. This is getting expensive. Stayed at Ravensthorpe for 2 nights and went for a drive around. Hill tops fozened an abandoned winery, apparently the owner couldn't keep up with the Kangaroos eating the vines so he just walked off and left it to nature to take over. Also checked out an old iron ore shelter. Quite a bit of history in these small towns. Next stop was Albany back in the big smoke. Well almost. Lots of history here again Whale ling station not used now but open to the public. Historic township now set up as . We went on a bout tour up the Kalgan river to a winery and learned a lot about the area of Oyster Bay. From there we went to Augusta stopping at Walhole to walk through the valley of the giants. Arrived in Augusta late afternoon and booked in at Council Caravan Park. Quiet as it was off season and right on the beach. We spent 4 days there another quiet spot . Drove to the lighthouse where the southern ocean meets the Indian ocean. We also went to look at jewel cave quite interesting. After leaving here we needed to kill a couple of days before heading to Perth so we went to try Alexander Bridge, which was near by, so for \$7 per night we thought we would give it a go. Decided to cook on the open fire. Well the damper was a disaster but the sausages turned out ok. After 2 nights here we continued up through Margaret River slowly stopping at several wineries and the Bootleg Brewery and on to Busselton. We stayed here for 3 nights and went for a ride on the train to the jetty. It's 2kms long and prisoners used to be brought in here by ship in the early 1900's the bridge is now a tourist attraction and very busy. After this we 1 more night somewhere before arriving in Fremantle where we had booked. Found a pullover on the highway which had been an old saw mill well off the road, a good overnight stop. Arrived in Fremantle on Wednesday 27th march. Parked the van and set up the annexe fighting the Fremantle doctor , quite

cars off in a concourse also a motorkhana and visit Whiteman Park to see a vintage car museum. The 4 days of Easter kept us busy. We were then able to take our caravan to a members property and spend more time with them (free camping ) Which was a big help to us .

Well after looking at lots of things around Perth ( visiting a car museum, model village in York and rottenest island.) We decided it was time to say goodbye and continue on our way.

We travelled north through the Swan Valley visiting New Rorcia for lunch and a tour through the monasteries and chapels. For those of you who intend visiting W.A. it's a must see like being in a another century almost with all the Spanish architecture. After lunch we headed for the coast and stayed a couple of night at Cervantes where we took in the Pinnacles. Very unusual sandstone formations some where quite tall, but we could not get over the quantity of them they stretch for miles. After Cervantes we kept to the coast line going through Jurian Bay . Spent a night bush camping right on the beach near some fisherman's huts no facilities but very peaceful. We arrived at

**'Something in the brain takes over and says this is what you want'**

**Tales from Yowee**

Well to those who don't know I own a yellow 4 cylinder Leyland Marina. I thought this would be a good project car to replace the company car I once had, instead of driving the P76 into town every day.

The Marina seemed to be OK when I saw it. The interior was in very good order, low mileage, it has less cylinders than a V8 (so petrol consumption should be better), smaller, easier to park, know the car (I have had one before (silly me)) and like most people something in the brain takes over and says this is what you want.

When you buy a 29-year young car, even though it has low mileage (50,000 klms) you should think what needs doing. Simple!!!!

**Rust:** - Most of the Morris Marinas that I have destroyed lately with the 'Marina Man' have very little rust in the panels. You will find the rust in front floor pans, front pillars, a little around the front and rear windows and also in the boot wheel wells. The rust in the pillars is from the water entering through the door hinges, while the rust in the floor pans could come from the engine bay via the wiring harness. Jumps it in car and get someone to spray the car and check under the dash and also the carpets.

In my marina I had to replace rusted panels on the drivers side floor pan, also where the front pillar, mudguard and floor pan meet on the passenger side. Also check that the joins under the dash in the outer corners are sealed as well.

Another problem that became apparent when I got the car home and started to pull it apart was that the car had a front end smash, but had been restraigh-ened. In doing this the mudguard on the drivers side had never been refitted properly (tack welded in a couple of spots). On the passenger side the bulk-head had been heated and pulled straight, leaving heat marks and dints were the hammers had been used. The mudguard crease that runs down from the light to bottom of the guard had been filled in. The driver's side door was bogged up near the mirror where it had been bent. After re-welding the guard I could not open or shut the front drivers door. Using a spring as a lever and some persuasion on the guard, the door was fitted. "Looks good as well". The paint used when the car was repaired from the crash was lifting off the original paint and had also been resprayed with a greener yellow than the 'Bold As Brass'. So when I went over my repairs with the 'Bold As Brass' yellow, I have more two-tone yellows patches. I also had to repair the stone guard running from the guard to the rear passenger door. That required the bog and rust be- being removed a new plate welded in.

The bumper bar at the front needed to be altered so as to make the bumper bar level.

**Suspension:** - Well if you haven't driven a Marina but are use to normal car then when you hop into a Marina with poor suspension you would never want to own one. The car rolls, rattles, slides and bounces around the road. I gave the car to 'Marina Man' to drive and he informed me that this is what Marinas are like until you fix the shocks.

Well, taking his advice I have added newer front shocks, after market front shock kit and front sway bar. The car is certainly different. I also did a quick alignment by adjusting the toe-in and toe out as the cars front wheels looked as though it was pigeon toed. I also removed a half-inch of packing from behind the right side front shock absorber. I thought that I had quite a lot of movement in the left-hand side top knuckle joint so when I replaced the





# CAR SHOW

Sunday 16th February 2003

THE PINES SHOPPING CENTRE, ELANORA



## PRE-ENTRY FORM



Closing Date:  
6<sup>th</sup> Feb 2003

ENTRY FEE \$20.00 (VEHICLE + 2 PEOPLE  
\*\*\* REFUNDED AT CLOSE OF SHOW 3:00PM \*\*\*  
EXTRA PERSONS \$5.00 EACH.

Late Entries:  
No Refund

Entrants Name: \_\_\_\_\_

Address: \_\_\_\_\_

Phone: (H) \_\_\_\_\_ (W) \_\_\_\_\_

Club: \_\_\_\_\_ ASRF Member: Y / N (Please Circle)

ASRF Classification: \_\_\_\_\_ Is This A New Car?: Y / N (Please Circle)

Entered Car: Year: \_\_\_\_\_ Make: \_\_\_\_\_ Model: \_\_\_\_\_

Colour: \_\_\_\_\_ Engine Type: \_\_\_\_\_ Rego. No: \_\_\_\_\_

**ALL VEHICLES TO BE SHOW QUALITY OR OF SPECIFIC INTEREST TO BE ELIGIBLE FOR DISPLAY AWARD.**

Special features of vehicle: \_\_\_\_\_

Please tick boxes that apply to vehicle: Custom Paint  Wheel Change   
Engine change/Detail  Custom Interior  Body Modifications  Undercarriage Detail

**ALL VEHICLES TO BE IN PLACE BY 9:00AM AND MUST REMAIN UNTIL 3:00PM**

Do you need to setup from 5.00pm Saturday night? Y / N (Please Circle)

A normal space will be 5.5m x 4m. Do you require a different space? Please specify \_\_\_\_\_ m x \_\_\_\_\_ m.

Do you require power for lighting or signs? Y / N (Please Circle)

Please enclose a photo of the vehicle which will be returned to you at the show.

Swapmeet (from 6.00am): Site \$10.00 (swap site + 1 person) No. of sites required

Trade Stands: \$40.00 (5.5m x 5.5m) - Contact: Darren Nail 55341122 (W) 55210498 (AH)

I hereby agree not to hold GOLD COAST STREET RODDERS ASSOC. INC., responsible for any loss, damage or claim that I might incur while travelling to or from or whilst at this event.

Entrant's Signature: \_\_\_\_\_ Date: \_\_\_\_\_

Make cheques payable to: GOLD COAST STREET RODDERS

Send to: P.O. Box 2851, NERANG EAST, QLD 4211





# ORDER FORM

Customer Number: \_\_\_\_\_

Mr/Mrs/Miss/Ms: \_\_\_\_\_  
FIRST NAME SURNAME


Address: \_\_\_\_\_

State: \_\_\_\_\_ Postcode: \_\_\_\_\_

Phone: (Home) \_\_\_\_\_ (Work) \_\_\_\_\_

(Only if we need to phone you about your order)

**Yes!** I'd like to order the models and items I have selected on this order form. I understand that those available now will be delivered immediately and the new models will be delivered as soon as they're released. I also understand I may cancel this authorisation at any time simply by notifying you in writing.



## PAYMENT OPTION

Cheque  Money Order (Made payable to Top Gear Pty Ltd)

Bankcard  Mastercard  Visa  Amex

Expiry Date: \_\_\_\_\_

Signature: \_\_\_\_\_

### CREDIT CARD CUSTOMERS PLEASE NOTE:

Your account will not be debited until your models are despatched.

## TRAX NEW RELEASES

Code/Description	Qty	x Price	= Amt
TR42 1973 Leyland P76 Super Sedan - Corinthian Blue/ Imperial Leather - Brown interior - Available Now	_____	x \$ 36.95	\$ _____
TR42B 1973 Leyland P76 Super Sedan - Hairy Lime/ Imperial Leather - Brown interior - Available Now	_____	x \$ 36.95	\$ _____
TR42E 1973 Leyland P76 Super Sedan - Dry Red/ Black interior - Available Now	_____	x \$ 36.95	\$ _____
TRLSC Superscale VJ Charger R/T E38 Coupe - Leo Geoghegan/ Peter Brown - February Release OR	_____	x \$ 195.00	\$ _____
		\$ 2.20 <sup>1</sup>	\$ _____

Tick here if you wish to take advantage of our monthly payment option \$49.75 per month, over four months (Credit Cards only)

## TRAX MODELS - STILL AVAILABLE

Code	Description	Status	Qty	x Price	= Amt
TGB10C	Trax Book 'The 16 Years Edition'	In Stock	_____	x \$ 32.95	\$ _____
TR5G	1963 EH Holden Premier Sedan - two-tone: Kalgoolie Gold/ Ivory roof	In Stock	_____	x \$ 36.25	\$ _____
TR8F	1972 LJ Torana GTR XU-1 - Yellow Dolly	In Stock	_____	x \$ 36.95	\$ _____
TR9C	XR Falcon GT - Geoghegan Brothers Bathurst 1967	In Stock	_____	x \$ 36.95	\$ _____
TR10D	XC Falcon Coupe - Carter/Lawrence Bathurst 1978	Few Remaining	_____	x \$ 36.25	\$ _____
TR11G	E38 R/T Charger - Geoghegan/ Brown, Bathurst 1971	Few Remaining	_____	x \$ 36.95	\$ _____
TR14F	Torana L34 Sedan - Janson/ Bartlett, Bathurst 1976	In Stock	_____	x \$ 36.95	\$ _____
TR52I	EK Holden 40th Anniversary Twin Set	Few Remaining	_____	x \$ 69.95	\$ _____
TR24E	1968 Ford XT Fairmont Sedan - Night Mist Blue Metallic/ Vinyl roof	In Stock	_____	x \$ 36.95	\$ _____
TR26G	XK Falcon Deluxe Taxi - Associated Taxi Service, Melbourne	Very Few Remaining	_____	x \$ 36.95	\$ _____
TR26H	XK Falcon Deluxe Taxi - Black and White Cabs, Brisbane	Very Few Remaining	_____	x \$ 36.95	\$ _____
TR26J	XK Falcon Deluxe Taxi - Silver Top Taxis, Melbourne	Very Few Remaining	_____	x \$ 36.95	\$ _____
TR27C	1960 XK Falcon Van - Kangaroo Petroleum	Few Remaining	_____	x \$ 36.25	\$ _____
TR28E	A9X Torana Hatchback - Janson/ Perkins Bathurst 1977	In Stock	_____	x \$ 36.95	\$ _____
TR25D	R Series Valiant Racing Edition	In Stock	_____	x \$ 36.95	\$ _____
TR36	1962 S Series Valiant - Leaf Green	Few Remaining	_____	x \$ 36.25	\$ _____
TR37	1970 HG Holden Monaro GTS 350 - Lakeside Green	In Stock	_____	x \$ 36.95	\$ _____
TR27B	1970 HG Holden Monaro GTS 350 - Kashmir White	In Stock	_____	x \$ 36.95	\$ _____
TR39	1962 EJ Holden Special Sedan - Bunyip Bronze/ Beige	Few Remaining	_____	x \$ 36.95	\$ _____
TR39B	1962 EJ Holden Special Sedan - Atherton Ivory/ Loddon Green	Few Remaining	_____	x \$ 36.95	\$ _____
TR53D	EJ Holden 40th Anniversary Twin Set	In Stock	_____	x \$ 69.95	\$ _____
TR40B	1965 FE Holden Special Sedan - Cabot Grey/ Gypsy Red roof	In Stock	_____	x \$ 36.95	\$ _____
TR40C	1965 FE Holden Special Sedan - Shorncliffe Beige/ Rusbie Tan roof	In Stock	_____	x \$ 36.95	\$ _____
TR41B	1962 EJ Holden Special Station Wagon - Atherton Ivory/ Turquoise roof	In Stock	_____	x \$ 36.95	\$ _____
TRL1C	Superscale FJ Holden Special - 50th Anniversary Edition Tick here if you wish to take advantage of our monthly payment option: \$46.25 per month, over four months (Credit Cards only)	Very Few Remaining	_____	x \$ 185.00	\$ _____
				\$ 2.20 <sup>1</sup>	\$ _____
TRL3D	Superscale HK Monaro GTS 327 - Picardy Red Tick here if you wish to take advantage of our monthly payment option: \$43.75 per month, over four months (Credit Cards only)	In Stock	_____	x \$ 175.00	\$ _____
				\$ 2.20 <sup>1</sup>	\$ _____
TRL4	Superscale HT Monaro GTS 350 - Sebring Orange Tick here if you wish to take advantage of our monthly payment option: \$46.25 per month, over four months (Credit Cards only)	In Stock	_____	x \$ 185.00	\$ _____
				\$ 2.20 <sup>1</sup>	\$ _____
TRL4B	Superscale HT Monaro GTS 350 - Verdoro Green Tick here if you wish to take advantage of our monthly payment option: \$46.25 per month, over four months (Credit Cards only)	In Stock	_____	x \$ 185.00	\$ _____
				\$ 2.20 <sup>1</sup>	\$ _____
TRL5B	Superscale VH Charger R/T E38 - Magnolia Tick here if you wish to take advantage of our monthly payment option: \$49.75 per month, over four months (Credit Cards only)	In Stock	_____	x \$ 195.00	\$ _____
				\$ 2.20 <sup>1</sup>	\$ _____

(Superscale models are delivered by Signature Service Australia Only)

## ACCESSORIES

Write the code, description, quantity and price of each other item in the spaces provided, using BLOCK LETTERS

Code	Description	Status	Qty	x Price	= Amt
TRB36	VALIANT E-3 SERIES BOOK	(EXAMPLE ONLY)	1	\$ 43.95	\$ 43.9